

# Ventura.

# V.i.P.

by Wiemann



Emissionsgeprüft  
Schadstoffgeprüft  
Regelmäßige  
Produkt-  
überwachung

www.tuv.com  
ID 1111253053



**Carcase and front colours**

Please specify the exact colour combination of front and carcase colour for each order!

**Designs:**

Carcase and front

**Model no. A41**  
Champagne finish

**Model no. A42**  
Pebble grey finish

**Model no. A43**  
Havana finish

**Model no. A44**  
Bianco oak finish

**Model no. A45**  
Nordic oak finish

**Handles in slate**

## Glass fronts

**Glass white**



**Glass**  
Champagne

**Silver grey striped**

**Glass**  
Pebble grey

**Glas**  
Havanna

## Interior colour





# Ventura.

# V.i.P.

by Wiemann



Emissionsgeprüft  
Schadstoffgeprüft  
Regelmäßige  
Produkt-  
überwachung

www.tuv.com  
ID 111253053





## Carcase width

### Hinged-door wardrobes

	Side	Plinth	Side	Plinth	Side	Plinth	Side	Plinth	Side	Width effective
50	1,5	47,5	1,5							50,5 cm
100	1,5	96,4	1,5							99,4 cm
150	1,5	96,4	1,5	47,5	1,5					148,4 cm
200	1,5	96,4	1,5	96,4	1,5					197,3 cm
250	1,5	96,4	1,5	47,5	1,5	96,4	1,5			246,3 cm
300	1,5	96,4	1,5	96,4	1,5	96,4	1,5			295,2 cm
350	1,5	96,4	1,5	96,4	1,5	47,5	1,5	96,4	1,5	344,2 cm
400	1,5	96,4	1,5	96,4	1,5	96,4	1,5	96,4	1,5	393,1 cm

### Sliding door wardrobes

Width	Side	Plinth	Side	Plinth	Side	Plinth	Side	Plinth	Side	Width effective
150	1,5	72,2	1,5	72,2	1,5					148,9 cm
200	1,5	96,4	1,5	96,4	1,5					197,3 cm
225	1,5	72,2	1,5	72,2	1,5	72,2	1,5			222,6 cm
250	1,5	80,1	1,5	80,1	1,5	80,1	1,5			246,3 cm
280	1,5	96,4	1,5	80,1	1,5	96,4	1,5			278,9 cm
300	1,5	96,4	1,5	96,4	1,5	96,4	1,5			295,2 cm
300	1,5	72,2	1,5	72,2	1,5	72,2	1,5	72,2	1,5	296,3 cm
330	1,5	80,1	1,5	80,1	1,5	80,1	1,5	80,1	1,5	327,9 cm
400	1,5	96,4	1,5	96,4	1,5	96,4	1,5	96,4	1,5	393,1 cm




## RANGE OVERVIEW

- **Hinged-door wardrobes in 2 heights 216 cm / 236 cm and 8 widths**
- **Sliding door wardrobes in 2 heights 217 cm / 236 cm and 8 widths**
- Wardrobe fronts **glass with crosstrims and decking** in the carcass colour, **optionally continuous or indented**
- Handles in slate
- Passepartout frames and cornices optional available with LED lights
- Extensive **wardrobe interior fittings**
- **Bedside cabinets** in widths of 40 and 60 cm with 3 pull-outs
- Panels for bedside cabinets, optional with LED lights
- **Wide range of occasional furniture available**

## Quality details

- HDF back walls
- Doors open up to 105° and cushioned hinges
- 22mm shelves on metal shelf supports
- Metal hanging rails on metal supports, carry up to 60kg
- All fittings are made of metal and highly resistant
- Maximum comfort by delivery of pre-assembled occasional furniture











## Hinged-door wardrobes without cornice

### Interior:

2 shelves, 1 clothes rail per compartment

All hinged-doors incl. cushioned hinges



Description	Dimensions		Height 216 cm		Height 236 cm	
	W	D	Art. no.	GBP	Art. no.	GBP
 <p><b>Front in glass white, Centre doors with cross-trim with decking in carcass colour</b></p> <p>1 door * LHH 1 door * RHH 2 doors* 3 doors 4 doors 5 doors 6 doors 7 doors 8 doors</p>	50	58	<b>401</b>		<b>428</b>	
	50	58	<b>402</b>		<b>429</b>	
	100	58	<b>403</b>		<b>430</b>	
	150	58	<b>404</b>		<b>431</b>	
	200	58	<b>405</b>		<b>432</b>	
	250	58	<b>406</b>		<b>433</b>	
	300	58	<b>407</b>		<b>434</b>	
	350	58	<b>408</b>		<b>435</b>	
	400	58	<b>409</b>		<b>436</b>	
*  <b>Doors without cross-trim!</b>						
 <p><b>Front in glass champagne, Centre doors with cross-trim with decking in carcass colour</b></p> <p>1 door * LHH 1 door * RHH 2 doors* 3 doors 4 doors 5 doors 6 doors 7 doors 8 doors</p>	50	58	<b>410</b>		<b>437</b>	
	50	58	<b>411</b>		<b>438</b>	
	100	58	<b>412</b>		<b>439</b>	
	150	58	<b>413</b>		<b>440</b>	
	200	58	<b>414</b>		<b>441</b>	
	250	58	<b>415</b>		<b>442</b>	
	300	58	<b>416</b>		<b>443</b>	
	350	58	<b>417</b>		<b>444</b>	
	400	58	<b>418</b>		<b>445</b>	
*  <b>Doors without cross-trim!</b>						
 <p><b>Front in glass pebble grey, Centre doors with cross-trim with decking in carcass colour</b></p> <p>1 door * LHH 1 door * RHH 2 doors* 3 doors 4 doors 5 doors 6 doors 7 doors 8 doors</p>	50	58	<b>419</b>		<b>446</b>	
	50	58	<b>420</b>		<b>447</b>	
	100	58	<b>421</b>		<b>448</b>	
	150	58	<b>422</b>		<b>449</b>	
	200	58	<b>423</b>		<b>450</b>	
	250	58	<b>424</b>		<b>451</b>	
	300	58	<b>425</b>		<b>452</b>	
	350	58	<b>426</b>		<b>453</b>	
	400	58	<b>427</b>		<b>454</b>	
*  <b>Doors without cross-trim!</b>						

## Hinged-door wardrobes without cornice

### Interior:

2 shelves, 1 clothes rail per compartment

All hinged-doors incl. cushioned hinges




Description	Dimensions		Height 216 cm		Height 236 cm	
	W	D	Art. no.	GBP	Art. no.	GBP
 <p><b>Front in glass havana, Centre doors with cross-trim with decking in carcase colour</b></p> <p>1 door * LHH 1 door * RHH 2 doors* 3 doors 4 doors 5 doors 6 doors 7 doors 8 doors</p>	50	58	<b>455</b>		<b>464</b>	
	50	58	<b>456</b>		<b>465</b>	
	100	58	<b>457</b>		<b>466</b>	
	150	58	<b>458</b>		<b>467</b>	
	200	58	<b>459</b>		<b>468</b>	
	250	58	<b>460</b>		<b>469</b>	
	300	58	<b>461</b>		<b>470</b>	
	350	58	<b>462</b>		<b>471</b>	
	400	58	<b>463</b>		<b>472</b>	
*  <b>Doors without cross-trim!</b>						

## Hinged-door wardrobes without cornice

### Interior:

2 shelves, 1 clothes rail per compartment

All hinged-doors incl. cushioned hinges


Description	Dimensions		Height 216 cm		Height 236 cm	
	W	D	Art. no.	GBP	Art. no.	GBP
 <p><b>Front in glass white, with cross-trim with decking in carcass colour</b></p> <p>1 door LHH 1 door RHH 2 doors 3 doors 4 doors 5 doors 6 doors 7 doors 8 doors</p>	50	58	<b>308</b>		<b>335</b>	
	50	58	<b>309</b>		<b>336</b>	
	100	58	<b>310</b>		<b>337</b>	
	150	58	<b>311</b>		<b>338</b>	
	200	58	<b>312</b>		<b>339</b>	
	250	58	<b>313</b>		<b>340</b>	
	300	58	<b>314</b>		<b>341</b>	
	350	58	<b>315</b>		<b>342</b>	
	400	58	<b>316</b>		<b>343</b>	
 <p><b>Front in glass champagne, with cross-trim with decking in carcass colour</b></p> <p>1 door LHH 1 door RHH 2 doors 3 doors 4 doors 5 doors 6 doors 7 doors 8 doors</p>	50	58	<b>317</b>		<b>344</b>	
	50	58	<b>318</b>		<b>345</b>	
	100	58	<b>319</b>		<b>346</b>	
	150	58	<b>320</b>		<b>347</b>	
	200	58	<b>321</b>		<b>348</b>	
	250	58	<b>322</b>		<b>349</b>	
	300	58	<b>323</b>		<b>350</b>	
	350	58	<b>324</b>		<b>351</b>	
	400	58	<b>325</b>		<b>352</b>	
 <p><b>Front in glass pebble grey, with cross-trim with decking in carcass colour</b></p> <p>1 door LHH 1 door RHH 2 doors 3 doors 4 doors 5 doors 6 doors 7 doors 8 doors</p>	50	58	<b>326</b>		<b>353</b>	
	50	58	<b>327</b>		<b>354</b>	
	100	58	<b>328</b>		<b>355</b>	
	150	58	<b>329</b>		<b>356</b>	
	200	58	<b>330</b>		<b>357</b>	
	250	58	<b>331</b>		<b>358</b>	
	300	58	<b>332</b>		<b>359</b>	
	350	58	<b>333</b>		<b>360</b>	
	400	58	<b>334</b>		<b>361</b>	




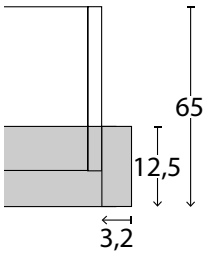


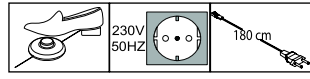
## Hinged-door wardrobes without cornice

### Interior:

2 shelves, 1 clothes rail per compartment  
All hinged-doors incl. cushioned hinges

Description	Dimensions		Height 216 cm		Height 236 cm	
	W	D	Art. no.	GBP	Art. no.	GBP
 <p><b>Front in glass havana, with cross-trim with decking in carcass colour</b></p> <p>1 door LHH 1 door RHH 2 doors 3 doors 4 doors 5 doors 6 doors 7 doors 8 doors</p>	50	58	<b>362</b>		<b>375</b>	
	50	58	<b>363</b>		<b>376</b>	
	100	58	<b>364</b>		<b>377</b>	
	150	58	<b>365</b>		<b>378</b>	
	200	58	<b>370</b>		<b>379</b>	
	250	58	<b>371</b>		<b>380</b>	
	300	58	<b>372</b>		<b>381</b>	
	350	58	<b>373</b>		<b>382</b>	
	400	58	<b>374</b>		<b>383</b>	

## Passe-partout frames for hinged-door wardrobes with or without lights

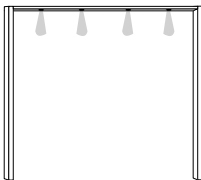
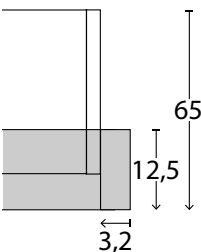
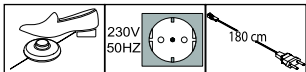
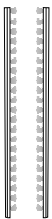
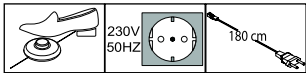
Description	Dimensions		Height 220 cm		Height 240 cm	
	W	D	Art. no.	GBP	Art. no.	GBP
 <p><b>Without lights,</b> Width per side profile: 3.2 cm</p> <ul style="list-style-type: none"> <li>- for width 50 cm</li> <li>- for width 100 cm</li> <li>- for width 150 cm</li> <li>- for width 200 cm</li> <li>- for width 250 cm</li> <li>- for width 300 cm</li> <li>- for width 350 cm</li> <li>- for width 400 cm</li> </ul> <p><b>Top view wardrobe incl. PPT-Frame</b></p>  <p>Dimensions cm</p>	56,4	12,5	<b>900</b>		<b>930</b>	
	106,4	12,5	<b>901</b>		<b>931</b>	
	156,4	12,5	<b>902</b>		<b>932</b>	
	206,4	12,5	<b>903</b>		<b>933</b>	
	256,4	12,5	<b>904</b>		<b>934</b>	
	306,4	12,5	<b>905</b>		<b>935</b>	
	356,4	12,5	<b>906</b>		<b>936</b>	
	406,4	12,5	<b>907</b>		<b>937</b>	
 <p><b>Surcharge for circumferential LED illumination (optional):</b></p> <ul style="list-style-type: none"> <li>- for width 50 cm</li> <li>- for width 100 cm</li> <li>- for width 150 cm</li> <li>- for width 200 cm</li> <li>- for width 250 cm</li> <li>- for width 300 cm</li> <li>- for width 350 cm</li> <li>- for width 400 cm</li> </ul>	56,4	12,5	<b>910</b>		<b>940</b>	
	106,4	12,5	<b>911</b>		<b>941</b>	
	156,4	12,5	<b>912</b>		<b>942</b>	
	206,4	12,5	<b>913</b>		<b>943</b>	
	256,4	12,5	<b>914</b>		<b>944</b>	
	306,4	12,5	<b>915</b>		<b>945</b>	
	356,4	12,5	<b>916</b>		<b>946</b>	
	406,4	12,5	<b>917</b>		<b>947</b>	
 <p><b>Can not get assembled retrospectively!</b></p> <p>This product contains light devices of energy efficiency class F</p> 						



**Please note:**

Passe-partout frame increases the wardrobe width to the dimensions indicated.

## Passe-partout frames for hinged-door wardrobes with lights

Description	Dimensions		Height 220 cm		Height 240 cm	
	W	D	Art. no.	GBP	Art. no.	GBP
 <p><b>With LED lights,</b> Width per side profile: 3.2 cm</p> <p>1 light - for width 50 cm 2 lights - for width 100 cm 3 lights - for width 150 cm 4 lights - for width 200 cm 5 lights - for width 250 cm 6 lights - for width 300 cm 7 lights - for width 350 cm 8 lights - for width 400 cm</p> <p><b>Top view wardrobe incl. PPT-Frame</b></p>  <p>Dimensions cm</p> <p>This product contains light devices of energy efficiency class</p> 						
<p><b>Lights for side profiles</b></p>  <p><b>Can not get assembled retrospectively!</b></p> <p><b>Useable for side profiles and PPT-Frame without circumferential lights!</b></p> <p>This product contains light devices of energy efficiency class F</p> 	1,5	1,5	<b>082</b>		<b>083</b>	




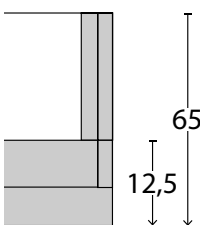

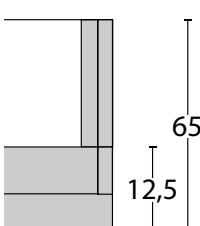
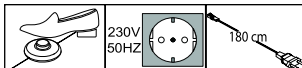
**Please note:**

Passe-partout frame increases the wardrobe width to the dimensions indicated.



## Cornices


with or without lights

	Description	Dimensions cm			Art. no.	GBP
		W	H	D		
 <p><b>Cornice, without lights</b></p> <p>- for width 50 cm</p> <p>- for width 100 cm</p> <p>- for width 150 cm</p> <p>- for width 200 cm</p> <p>- for width 250 cm</p> <p>- for width 300 cm</p> <p>- for width 350 cm</p> <p>- for width 400 cm</p> <p><b>Top view wardrobe incl. cornice</b></p>  <p>Dimensions cm</p>						
		50	3,2	12,5	<b>960</b>	
		100	3,2	12,5	<b>961</b>	
		150	3,2	12,5	<b>962</b>	
		200	3,2	12,5	<b>963</b>	
		250	3,2	12,5	<b>964</b>	
		300	3,2	12,5	<b>965</b>	
		350	3,2	12,5	<b>966</b>	
		400	3,2	12,5	<b>967</b>	
	 <p><b>With LED lights</b></p> <p>1 light - for width 50 cm</p> <p>2 lights - for width 100 cm</p> <p>3 lights - for width 150 cm</p> <p>4 lights - for width 200 cm</p> <p>5 lights - for width 250 cm</p> <p>6 lights - for width 300 cm</p> <p>7 lights - for width 350 cm</p> <p>8 lights - for width 400 cm</p> <p><b>Top view wardrobe incl. cornice</b></p>  <p>Dimensions cm</p> <p>This product contains light devices of energy efficiency class</p> 					
		50	3,2	12,5	<b>970</b>	
		100	3,2	12,5	<b>971</b>	
		150	3,2	12,5	<b>972</b>	
		200	3,2	12,5	<b>973</b>	
		250	3,2	12,5	<b>974</b>	
		300	3,2	12,5	<b>975</b>	
		350	3,2	12,5	<b>976</b>	
		400	3,2	12,5	<b>977</b>	





























## Sliding door wardrobes

Handles in slate finish

**Interior:**  
2 adjustable shelves, 1 clothes rail

Description	Dimensions		Height 217 cm		Height 236 cm		
	W	D	Art. no.	GBP	Art. no.	GBP	
 <p><b>Front in glass white, with indented cross-trim with decking in carcass colour</b></p>	2 doors	150	67	<b>478</b>		<b>487</b>	
	2 doors	200	67	<b>479</b>		<b>488</b>	
	3 doors	225	67	<b>480</b>		<b>489</b>	
	3 doors	250	67	<b>481</b>		<b>490</b>	
	3 doors	280	67	<b>482</b>		<b>491</b>	
	3 doors	300	67	<b>483</b>		<b>492</b>	
	<b>- with synchronous opening</b>						
	4 doors	300	67	<b>484</b>		<b>493</b>	
	4 doors	330	67	<b>485</b>		<b>494</b>	
	4 doors	400	67	<b>486</b>		<b>495</b>	


### Plinth partition

 	 	  	  	  
150 cm	200 cm	225 cm	250 cm	280 cm
  	   	   	   	
300 cm	300 cm	330 cm	400 cm	




























## Sliding door wardrobes

Handles in slate finish

**Interior:**  
2 adjustable shelves, 1 clothes rail

Description	Dimensions		Height 217 cm		Height 236 cm		
	W	D	Art. no.	GBP	Art. no.	GBP	
 <p><b>Front in glass champagne, with indented cross-trim with decking in carcass colour</b></p>	2 doors	150	67	<b>496</b>		<b>505</b>	
	2 doors	200	67	<b>497</b>		<b>506</b>	
	3 doors	225	67	<b>498</b>		<b>507</b>	
	3 doors	250	67	<b>499</b>		<b>508</b>	
	3 doors	280	67	<b>500</b>		<b>509</b>	
	3 doors	300	67	<b>501</b>		<b>510</b>	
	<b>- with synchronous opening</b>						
	4 doors	300	67	<b>502</b>		<b>511</b>	
	4 doors	330	67	<b>503</b>		<b>512</b>	
	4 doors	400	67	<b>504</b>		<b>513</b>	

### Plinth partition


 <b>72,2 cm</b>	 <b>72,2 cm</b>	 <b>96,4 cm</b>	 <b>96,4 cm</b>	 <b>72,2 cm</b>	 <b>72,2 cm</b>	 <b>72,2 cm</b>	 <b>80,1 cm</b>	 <b>80,1 cm</b>	 <b>80,1 cm</b>	 <b>96,4 cm</b>	 <b>80,1 cm</b>	 <b>96,4 cm</b>		
150 cm		200 cm		225 cm			250 cm			280 cm				
 <b>96,4 cm</b>	 <b>96,4 cm</b>	 <b>96,4 cm</b>	 <b>72,2 cm</b>	 <b>72,2 cm</b>	 <b>72,2 cm</b>	 <b>72,2 cm</b>	 <b>80,1 cm</b>	 <b>80,1 cm</b>	 <b>80,1 cm</b>	 <b>96,4 cm</b>	 <b>96,4 cm</b>	 <b>96,4 cm</b>	 <b>96,4 cm</b>	
300 cm			300 cm				330 cm				400 cm			






























## Sliding door wardrobes

Handles in slate finish

**Interior:**  
2 adjustable shelves, 1 clothes rail

Description	Dimensions		Height 217 cm		Height 236 cm		
	W	D	Art. no.	GBP	Art. no.	GBP	
 <p><b>Front in glass pebble grey, with indented cross-trim with decking in carcass colour</b></p>	2 doors	150	67	<b>514</b>		<b>523</b>	
	2 doors	200	67	<b>515</b>		<b>524</b>	
	3 doors	225	67	<b>516</b>		<b>525</b>	
	3 doors	250	67	<b>517</b>		<b>526</b>	
	3 doors	280	67	<b>518</b>		<b>527</b>	
	3 doors	300	67	<b>519</b>		<b>528</b>	
	<b>- with synchronous opening</b>						
	4 doors	300	67	<b>520</b>		<b>529</b>	
	4 doors	330	67	<b>521</b>		<b>530</b>	
	4 doors	400	67	<b>522</b>		<b>531</b>	


### Plinth partition

 <b>72,2 cm</b>	 <b>72,2 cm</b>	 <b>96,4 cm</b>	 <b>96,4 cm</b>	 <b>72,2 cm</b>	 <b>72,2 cm</b>	 <b>72,2 cm</b>	 <b>80,1 cm</b>	 <b>80,1 cm</b>	 <b>80,1 cm</b>	 <b>96,4 cm</b>	 <b>80,1 cm</b>	 <b>96,4 cm</b>		
150 cm		200 cm		225 cm			250 cm			280 cm				
 <b>96,4 cm</b>	 <b>96,4 cm</b>	 <b>96,4 cm</b>	 <b>72,2 cm</b>	 <b>72,2 cm</b>	 <b>72,2 cm</b>	 <b>72,2 cm</b>	 <b>80,1 cm</b>	 <b>80,1 cm</b>	 <b>80,1 cm</b>	 <b>96,4 cm</b>	 <b>96,4 cm</b>	 <b>96,4 cm</b>	 <b>96,4 cm</b>	
300 cm			300 cm				330 cm				400 cm			





























## Sliding door wardrobes

Handles in slate finish

Interior:  
2 adjustable shelves, 1 clothes rail

Description	Dimensions		Height 217 cm		Height 236 cm		
	W	D	Art. no.	GBP	Art. no.	GBP	
 <p><b>Front in glass havana, with indented cross-trim with decking in carcass colour</b></p>	2 doors	150	67	<b>532</b>		<b>541</b>	
	2 doors	200	67	<b>533</b>		<b>542</b>	
	3 doors	225	67	<b>534</b>		<b>543</b>	
	3 doors	250	67	<b>535</b>		<b>544</b>	
	3 doors	280	67	<b>536</b>		<b>545</b>	
	3 doors	300	67	<b>537</b>		<b>546</b>	
	<b>- with synchronous opening</b>						
	4 doors	300	67	<b>538</b>		<b>547</b>	
	4 doors	330	67	<b>539</b>		<b>548</b>	
	4 doors	400	67	<b>540</b>		<b>549</b>	


### Plinth partition

 	 	  	  	  
150 cm	200 cm	225 cm	250 cm	280 cm
  	   	   	   	
300 cm	300 cm	330 cm	400 cm	






























## Sliding door wardrobes

Handles in slate finish

**Interior:**  
2 adjustable shelves, 1 clothes rail

Description	Dimensions		Height 217 cm		Height 236 cm		
	W	D	Art. no.	GBP	Art. no.	GBP	
 <p><b>Front in glass white, with cross-trim with decking in carcass colour</b></p>	2 doors	150	67	<b>550</b>		<b>559</b>	
	2 doors	200	67	<b>551</b>		<b>560</b>	
	3 doors	225	67	<b>552</b>		<b>561</b>	
	3 doors	250	67	<b>553</b>		<b>562</b>	
	3 doors	280	67	<b>554</b>		<b>563</b>	
	3 doors	300	67	<b>555</b>		<b>564</b>	
	<b>- with synchronous opening</b>						
	4 doors	300	67	<b>556</b>		<b>565</b>	
	4 doors	330	67	<b>557</b>		<b>566</b>	
	4 doors	400	67	<b>558</b>		<b>567</b>	

### Plinth partition


 <b>72,2 cm</b>	 <b>72,2 cm</b>	 <b>96,4 cm</b>	 <b>96,4 cm</b>	 <b>72,2 cm</b>	 <b>72,2 cm</b>	 <b>72,2 cm</b>	 <b>72,2 cm</b>	 <b>80,1 cm</b>	 <b>80,1 cm</b>	 <b>80,1 cm</b>	 <b>96,4 cm</b>	 <b>80,1 cm</b>	 <b>96,4 cm</b>	
150 cm		200 cm		225 cm				250 cm			280 cm			
 <b>96,4 cm</b>	 <b>96,4 cm</b>	 <b>96,4 cm</b>	 <b>72,2 cm</b>	 <b>72,2 cm</b>	 <b>72,2 cm</b>	 <b>72,2 cm</b>	 <b>80,1 cm</b>	 <b>80,1 cm</b>	 <b>80,1 cm</b>	 <b>80,1 cm</b>	 <b>96,4 cm</b>	 <b>96,4 cm</b>	 <b>96,4 cm</b>	 <b>96,4 cm</b>
300 cm			300 cm				330 cm				400 cm			































## Sliding door wardrobes

Handles in slate finish

**Interior:**  
2 adjustable shelves, 1 clothes rail

Description	Dimensions		Height 217 cm		Height 236 cm		
	W	D	Art. no.	GBP	Art. no.	GBP	
 <p><b>Front in glass champagne, with cross-trim with decking in carcass colour</b></p>	2 doors	150	67	<b>568</b>		<b>577</b>	
	2 doors	200	67	<b>569</b>		<b>578</b>	
	3 doors	225	67	<b>570</b>		<b>579</b>	
	3 doors	250	67	<b>571</b>		<b>580</b>	
	3 doors	280	67	<b>572</b>		<b>581</b>	
	3 doors	300	67	<b>573</b>		<b>582</b>	
	<b>- with synchronous opening</b>						
	4 doors	300	67	<b>574</b>		<b>583</b>	
	4 doors	330	67	<b>575</b>		<b>584</b>	
	4 doors	400	67	<b>576</b>		<b>585</b>	


### Plinth partition

 	 	  	  	  
150 cm	200 cm	225 cm	250 cm	280 cm
  	   	   	   	
300 cm	300 cm	330 cm	400 cm	





























## Sliding door wardrobes

Handles in slate finish

**Interior:**  
2 adjustable shelves, 1 clothes rail

Description	Dimensions		Height 217 cm		Height 236 cm		
	W	D	Art. no.	GBP	Art. no.	GBP	
 <p><b>Front in glass pebble grey, with cross-trim with decking in carcass colour</b></p>	2 doors	150	67	<b>586</b>		<b>595</b>	
	2 doors	200	67	<b>587</b>		<b>596</b>	
	3 doors	225	67	<b>588</b>		<b>597</b>	
	3 doors	250	67	<b>589</b>		<b>598</b>	
	3 doors	280	67	<b>590</b>		<b>599</b>	
	3 doors	300	67	<b>591</b>		<b>600</b>	
	<b>- with synchronous opening</b>						
	4 doors	300	67	<b>592</b>		<b>601</b>	
	4 doors	330	67	<b>593</b>		<b>602</b>	
	4 doors	400	67	<b>594</b>		<b>603</b>	


### Plinth partition

 72,2 cm	 72,2 cm	 96,4 cm	 96,4 cm	 72,2 cm	 72,2 cm	 72,2 cm	 80,1 cm	 80,1 cm	 80,1 cm	 96,4 cm	 80,1 cm	 96,4 cm		
150 cm		200 cm		225 cm			250 cm			280 cm				
 96,4 cm	 96,4 cm	 96,4 cm	 72,2 cm	 72,2 cm	 72,2 cm	 72,2 cm	 80,1 cm	 80,1 cm	 80,1 cm	 80,1 cm	 96,4 cm	 96,4 cm	 96,4 cm	 96,4 cm
300 cm			300 cm				330 cm				400 cm			

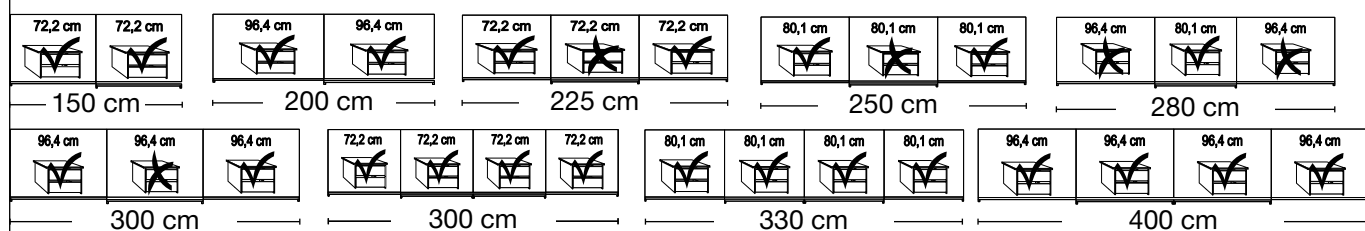
## Sliding door wardrobes

Handles in slate finish

**Interior:**  
2 adjustable shelves, 1 clothes rail







Description	Dimensions		Height 217 cm		Height 236 cm		
	W	D	Art. no.	GBP	Art. no.	GBP	
 <p><b>Front in glass havana, with cross-trim with decking in carcass colour</b></p>	2 doors	150	67	<b>604</b>		<b>613</b>	
	2 doors	200	67	<b>605</b>		<b>614</b>	
	3 doors	225	67	<b>606</b>		<b>615</b>	
	3 doors	250	67	<b>607</b>		<b>616</b>	
	3 doors	280	67	<b>608</b>		<b>617</b>	
	3 doors	300	67	<b>609</b>		<b>618</b>	
	<b>- with synchronous opening</b>						
	4 doors	300	67	<b>610</b>		<b>619</b>	
	4 doors	330	67	<b>611</b>		<b>620</b>	
	4 doors	400	67	<b>612</b>		<b>621</b>	

### Plinth partition

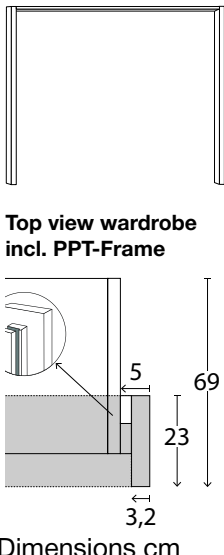





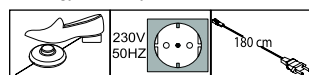
## Additional elements for sliding door wardrobes

	Description	Dimensions cm			Art. no.	GBP
		W	H	D		
	<p><b>Bumper</b></p> <p>- for 2-doors wardrobes      1 item</p> <p> <b>Optimal functioning only in combination with self-closing mechanism for outer doors</b></p> <p>- for 3-4 door wardrobes      2 items</p> <p> <b>Best performance in conjunction with soft closing mechanism!</b></p>	28	4	2	<b>369</b>	
	<p><b>Soft-closing mechanism</b> for middle doors</p> <p>- for 3-door units *      piece</p> <p>- for 4-door units      piece</p> <p> * <b>Please pay attention to clearance between wardrobe and ceiling!</b> <b>To be fitted from top of the wardrobe!</b></p>	24	2	11	<b>366</b>	
	<p><b>2-piece set self-closing mechanism</b> with buffering for outer doors, Set for 2-,3- and 4-doors</p> <p>pair</p>	24	2	11	<b>368</b>	

## Passe-partout frames for sliding door wardrobes with or without lights

Description	Dimensions		Height 221 cm		Height 240 cm	
	W	D	Art. no.	GBP	Art. no.	GBP
 <p><b>Passe-partout frame,</b> Width per side profile: 5 cm <b>without lights</b></p> <ul style="list-style-type: none"> <li>- for width 150 cm</li> <li>- for width 200 cm</li> <li>- for width 225 cm</li> <li>- for width 250 cm</li> <li>- for width 280 cm</li> </ul> <p><b>Top view wardrobe incl. PPT-Frame</b></p> <p>Dimensions cm</p>	160	23	<b>700</b>		<b>709</b>	
	210	23	<b>701</b>		<b>710</b>	
	235	23	<b>702</b>		<b>711</b>	
	260	23	<b>703</b>		<b>712</b>	
	290	23	<b>704</b>		<b>713</b>	
	310	23	<b>705</b>		<b>714</b>	
	310	23	<b>706</b>		<b>715</b>	
	340	23	<b>707</b>		<b>716</b>	
	410	23	<b>708</b>		<b>717</b>	
	 <p><b>Surcharge for circumferential LED illumination (optional):</b></p> <ul style="list-style-type: none"> <li>- for width 150 cm</li> <li>- for width 200 cm</li> <li>- for width 225 cm</li> <li>- for width 250 cm</li> <li>- for width 280 cm</li> </ul> <ul style="list-style-type: none"> <li>- for width 300 cm</li> <li>- for width 300 cm</li> <li>- for width 330 cm</li> <li>- for width 400 cm</li> </ul>	160	23	<b>737</b>		<b>746</b>
210		23	<b>738</b>		<b>747</b>	
235		23	<b>739</b>		<b>748</b>	
260		23	<b>740</b>		<b>749</b>	
290		23	<b>741</b>		<b>750</b>	
310		23	<b>742</b>		<b>751</b>	
310		23	<b>743</b>		<b>752</b>	
340		23	<b>744</b>		<b>753</b>	
410		23	<b>745</b>		<b>754</b>	

This product contains light devices  
of energy efficiency class F




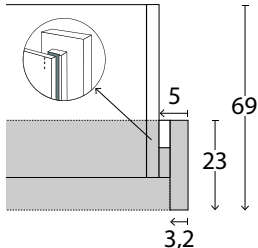
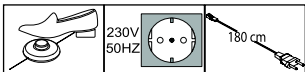

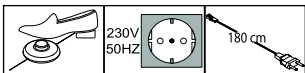
**Can not get assembled retrospectively!**




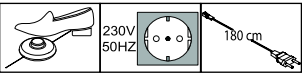

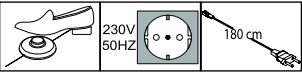

**Please note:**

Passe-partout frame increases the wardrobe width to the dimensions indicated.

## Passe-partout frames for sliding door wardrobes with lights

Description	Dimensions		Height 221 cm		Height 240 cm	
	W	D	Art. no.	GBP	Art. no.	GBP
 <p><b>Passe-partout frame,</b> Width per side profile: 5 cm <b>with lights</b></p> <p>2 lights - for width 150 cm 4 lights - for width 200 cm 6 lights - for width 225 cm 6 lights - for width 250 cm 6 lights - for width 280 cm</p> <p>6 lights - for width 300 cm <b>⚠ - only for 3-doors wardrobes</b></p> <p>8 lights - for width 300 cm <b>⚠ - only for 4-doors wardrobes</b></p> <p>8 lights - for width 330 cm 8 lights - for width 400 cm</p> <p><b>Top view wardrobe incl. PPT-Frame</b></p>  <p>Dimensions cm</p> <p>This product contains light devices of energy efficiency class</p> 	160	23	<b>718</b>		<b>727</b>	
	210	23	<b>719</b>		<b>728</b>	
	235	23	<b>720</b>		<b>729</b>	
	260	23	<b>721</b>		<b>730</b>	
	290	23	<b>722</b>		<b>731</b>	
	310	23	<b>723</b>		<b>732</b>	
	310	23	<b>724</b>		<b>733</b>	
	340	23	<b>725</b>		<b>734</b>	
	410	23	<b>726</b>		<b>736</b>	
	 <p><b>Lights for side profiles</b></p> <p>1,5</p>	1	<b>084</b>		<b>085</b>	
<p><b>Can not get assembled retrospectively!</b></p> <p><b>Useable for side profiles and PPT-Frame without circumferential lights!</b></p> <p>This product contains light devices of energy efficiency class F</p> 						
<p><b>⚠ Please note:</b> Passe-partout frame increases the wardrobe width to the dimensions indicated.</p>						





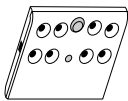
## Unit accessories

Description	Dimensions cm			Art. no.	GBP
	W	H	D		
 <p><b>LED line light, black</b></p> <p>1 item 2 items 3 items</p> <p>This product contains a light device of energy efficiency class</p> 	60	6	19	<b>170</b>	
	60	6	19	<b>171</b>	
	60	6	19	<b>172</b>	
 <p><b>LED Clip-On-Lights, black</b></p> <p>1 item 2 items 3 items</p> <p>This product contains a light device of energy efficiency class</p>  <p> <b>Only in conjunction with PPT-Frame and cornice!</b></p>	60	1,5	4,5	<b>173</b>	
	60	1,5	4,5	<b>174</b>	
	60	1,5	4,5	<b>175</b>	



## Unit accessories

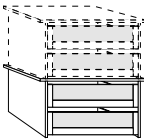
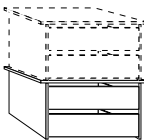

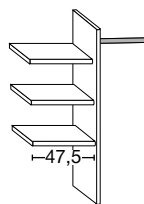

Interior finish: silver grey striped

	Description	Dimensions cm			Art. no.	GBP
		W	H	D		
	<b>1 shelf</b> - for compartment width 47.5 cm 1 item - for compartment width 72.2 cm 1 item - for compartment width 80.1 cm 1 item - for compartment width 96.4 cm 1 item	47,5 72,2 80,1 96,4	2,2 2,2 2,2 2,2	51,5 51,5 51,5 51,5	<b>035</b> <b>036</b> <b>032</b> <b>030</b>	
	<b>3 shelves</b> - for compartment width 47.5 cm 3 items - for compartment width 72.2 cm 3 items - for compartment width 80.1 cm 3 items - for compartment width 96.4 cm 3 items	47,5 72,2 80,1 96,4	2,2 2,2 2,2 2,2	51,5 51,5 51,5 51,5	<b>037</b> <b>038</b> <b>033</b> <b>031</b>	
	<b>Hanging rail</b> - for compartment width 47.5 cm 1 item - for compartment width 72.2 cm 1 item - for compartment width 80.1 cm 1 item - for compartment width 96.4 cm 1 item	47,5 72,2 80,1 96,4	3 3 3 3	2 2 2 2	<b>049</b> <b>052</b> <b>051</b> <b>050</b>	
	<b>LED Light screen for shelves</b> - for compartment width 47.5 cm 1 item - for compartment width 72.2 cm 1 item - for compartment width 80.1 cm 1 item - for compartment width 96.4 cm 1 item  - for compartment width 47.5 cm 2 items - for compartment width 72.2 cm 2 items - for compartment width 80.1 cm 2 items - for compartment width 96.4 cm 2 items  - for compartment width 47.5 cm 3 items - for compartment width 72.2 cm 3 items - for compartment width 80.1 cm 3 items - for compartment width 96.4 cm 3 items	47,5 72,2 80,1 96,4  47,5 72,2 80,1 96,4  47,5 72,2 80,1 96,4	3 3 3 3  3 3 3 3  3 3 3 3	1 1 1 1  1 1 1 1  1 1 1 1	<b>010</b> <b>002</b> <b>016</b> <b>011</b>  <b>019</b> <b>003</b> <b>017</b> <b>013</b>  <b>014</b> <b>004</b> <b>018</b> <b>015</b>	
	<b>LED Wardrobe interior lights with motion detector, incl. rechargeable battery via USB</b>  1 item 2 items 3 items 4 items	10 10 10 10	2 2 2 2	10 10 10 10	<b>006</b> <b>007</b> <b>008</b> <b>009</b>	

This product contains a light device of energy efficiency class

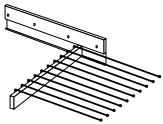
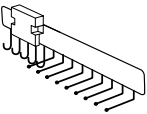
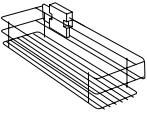
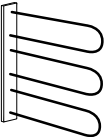
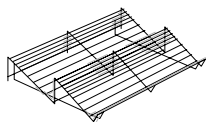

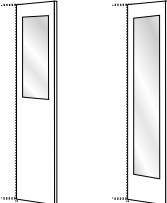



## Unit accessories

Interior finish: silver grey striped

Description	Dimensions cm			Art. no.	GBP
	W	H	D		
 <p><b>Drawer insert</b> with 2 drawers and glass front for hinged- and sliding-door wardrobes, <b>stackable and height adjustable</b></p> <p>- for compartment width 72.2 cm - for compartment width 80.1 cm - for compartment width 96.4 cm</p>	72,2 80,1 96,4	41 41 41	44 44 44	<b>068</b> <b>069</b> <b>070</b>	
 <p><b>Drawer insert</b> with 2 drawers and wooden front for hinged- and sliding-door wardrobes, <b>stackable and height adjustable</b></p> <p>- for compartment width 72.2 cm - for compartment width 80.1 cm - for compartment width 96.4 cm</p>	72,2 80,1 96,4	41 41 41	44 44 44	<b>071</b> <b>072</b> <b>073</b>	
 <p><b>Drawer insert</b> with 3 drawers and wooden front</p> <p>- for compartment width 72.2 cm - for compartment width 80.1 cm - for compartment width 96.4 cm</p> <p>Art. no. 023    Art. no. 024    Art. no. 064</p>	72,2 80,1 96,4	89 89 89	51,5 51,5 51,5	<b>023</b> <b>024</b> <b>064</b>	
 <p><b>Laundry shelf insert, consisting of:</b></p> <p>3 adjustable shelves, 1 hanging rail, 1 mid panel</p> <p>- for compartment width 72.2 cm - for compartment width 80.1 cm - for compartment width 96.4 cm</p>	72,2 80,1 96,4	137 137 137	51,5 51,5 51,5	<b>025</b> <b>026</b> <b>066</b>	
 <p><b>For use on both sides (left or right)!</b></p> <p><b>Only to be placed on base plinth!</b></p>					


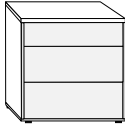
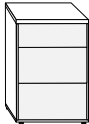
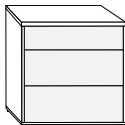
## Unit accessories

Interior finish: silver grey striped

Description	Dimensions cm			Art. no.	GBP
	W	H	D		
 <p><b>Trousers holder</b></p>	45	10	50	<b>056</b>	
 <p><b>Tie and belt pull-out</b></p>	7	19	45	<b>059</b>	
 <p><b>Utensil pull-out</b></p>	16	9	45	<b>076</b>	
 <p><b>Tie and belt rack</b></p>	30	27	9	<b>042</b>	
 <p><b>Shoe rack</b> for unit compartment W 96.4 cm - for compartment width 96.4 cm</p>	96	15	50	<b>093</b>	
 <p><b>Clothes lift</b> for compartment width 72,3 - 96,4 cm</p>	100	85	14	<b>081</b>	
 <p><b>Interior mirror</b></p> <p> <b>Only in conjunction with hinged-door wardrobes!</b></p> <p>Art. no. 046    Art. no. 047</p>	36 36	80 173	1 1	<b>046</b> <b>047</b>	
 <p><b>Fold-out interior mirror</b></p> <p> <b>Only in conjunction with sliding-door wardrobes!</b> <b>Not for use in conjunction with LED light screens!</b></p>	36	173	2	<b>080</b>	

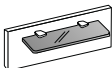
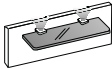
## Bedside cabinet

Sliding feet in black

Description		Dimensions cm			Art. no.	GBP
		W	H	D		
	<b>Bedside cabinet, 2.5 drawers</b>					
	- Front in glass white	piece	40	48	43	<b>157</b>
		pair	40	48	43	<b>158</b>
	- Front in glass champagne	piece	40	48	43	<b>159</b>
		pair	40	48	43	<b>160</b>
	- Front in glass pebble grey	piece	40	48	43	<b>161</b>
		pair	40	48	43	<b>162</b>
	- Front in glass havana	piece	40	48	43	<b>163</b>
	pair	40	48	43	<b>164</b>	
	- Front in glass white	piece	60	48	43	<b>165</b>
		pair	60	48	43	<b>166</b>
	- Front in glass champagne	piece	60	48	43	<b>167</b>
		pair	60	48	43	<b>168</b>
	- Front in glass pebble grey	piece	60	48	43	<b>169</b>
		pair	60	48	43	<b>176</b>
	- Front in glass havana	piece	60	48	43	<b>177</b>
		pair	60	48	43	<b>178</b>
	<b>Bedside cabinet, 2.5 drawers</b>					
	- Front in glass white	piece	40	63	43	<b>179</b>
		pair	40	63	43	<b>180</b>
	- Front in glass champagne	piece	40	63	43	<b>181</b>
		pair	40	63	43	<b>182</b>
	- Front in glass pebble grey	piece	40	63	43	<b>183</b>
		pair	40	63	43	<b>184</b>
	- Front in glass havana	piece	40	63	43	<b>185</b>
	pair	40	63	43	<b>186</b>	
	- Front in glass white	piece	60	63	43	<b>187</b>
		pair	60	63	43	<b>188</b>
	- Front in glass champagne	piece	60	63	43	<b>189</b>
		pair	60	63	43	<b>190</b>
	- Front in glass pebble grey	piece	60	63	43	<b>191</b>
		pair	60	63	43	<b>192</b>
	- Front in glass havana	piece	60	63	43	<b>193</b>
		pair	60	63	43	<b>194</b>

## Panels

for bedside cabinets

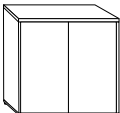
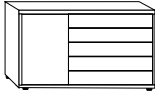
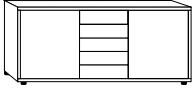
	Description	Dimensions cm			Art. no.	GBP
		W	H	D		
	<b>Beside cabinet panel, with smoked glass shelf</b>					
	piece	40	20	12	<b>300</b>	
	pair	40	20	12	<b>301</b>	
	piece	60	20	12	<b>302</b>	
	pair	60	20	12	<b>303</b>	
	<b>Beside cabinet panel with smoked glass shelf and LED-lights</b>					
	piece	40	20	12	<b>112</b>	
	pair	40	20	12	<b>113</b>	
	piece	60	20	12	<b>114</b>	
	pair	60	20	12	<b>115</b>	
This product contains light devices of energy efficiency class						



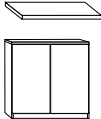

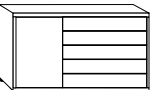
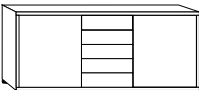
## Occasional furniture

Sliding feet in black

All hinged-doors incl. cushioned hinges



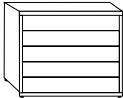



	Description	Dimensions cm			Art. no.	GBP
		W	H	D		
	<b>Dresser</b> , 2 doors, with one full-width shelf					
	- Front in glass white	80	86	43	<b>232</b>	
	- Front in glass champagne	80	86	43	<b>233</b>	
	- Front in glass pebble grey	80	86	43	<b>234</b>	
	- Front in glass havana	80	86	43	<b>235</b>	
	<b>Combi dresser</b> , 5 drawers, 1 door with one adjustable shelf behind					
	- Front in glass white	120	86	43	<b>236</b>	
	- Front in glass champagne	120	86	43	<b>237</b>	
	- Front in glass pebble grey	120	86	43	<b>238</b>	
	- Front in glass havana	120	86	43	<b>239</b>	
	<b>Combi dresser</b> , 5 drawers in centre, 2 outer doors with 1 shelf behind					
	- Front in glass white	141	86	43	<b>240</b>	
	- Front in glass champagne	141	86	43	<b>241</b>	
	- Front in glass pebble grey	141	86	43	<b>242</b>	
	- Front in glass havana	141	86	43	<b>243</b>	

## Interior accessories for occasional furnitu



	Description	Dimensions cm			Art. no.	GBP
		W	H	D		
	<b>1 shelf</b> for 2 door chest					
		77	1,8	37,5	<b>L25</b>	
	<b>1 shelf</b> for combi dresser					
 		37	1,8	37,5	<b>L26</b>	

## Occasional furniture

Sliding feet in black

	Description	Dimensions cm			Art. no.	GBP
		W	H	D		
  <b>Width 60 cm</b>	<b>Chest of drawers, 5 drawers</b>					
	- Front in glass white	60	86	43	<b>244</b>	
	- Front in glass champagne	60	86	43	<b>245</b>	
	- Front in glass pebble grey	60	86	43	<b>246</b>	
	- Front in glass havana	60	86	43	<b>247</b>	
  <b>Width 80 cm</b>	- Front in glass white	80	86	43	<b>248</b>	
	- Front in glass champagne	80	86	43	<b>249</b>	
	- Front in glass pebble grey	80	86	43	<b>250</b>	
	- Front in glass havana	80	86	43	<b>251</b>	
  <b>Width 141 cm</b>	- Front in glass white	141	86	43	<b>252</b>	
	- Front in glass champagne	141	86	43	<b>253</b>	
	- Front in glass pebble grey	141	86	43	<b>254</b>	
	- Front in glass havana	141	86	43	<b>255</b>	

## Occasional furniture

Description	Dimensions cm			Art. no.	GBP
	W	H	D		
 <p><b>Wall mirror,</b> Mounting across or vertical</p>	60	80	3	<b>086</b>	
 <p><b>Wall mirror</b></p>	110	85	3	<b>087</b>	